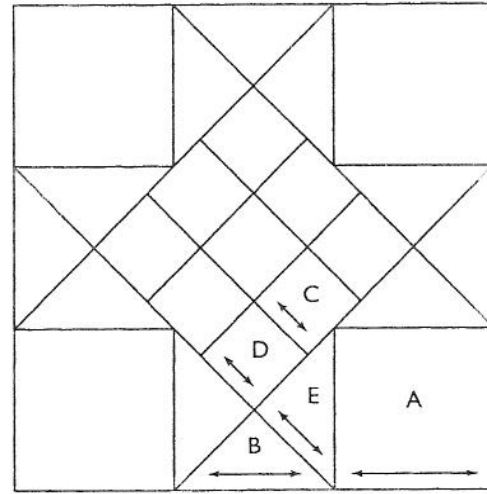

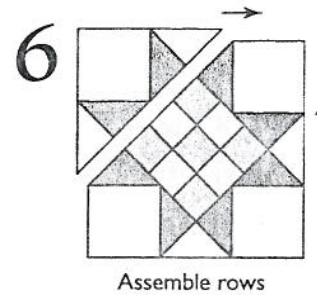
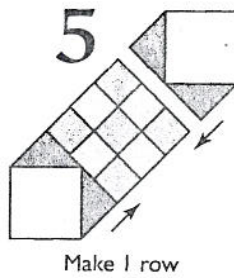
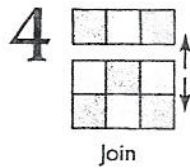
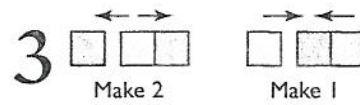
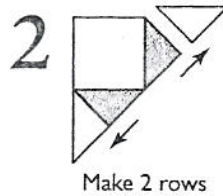
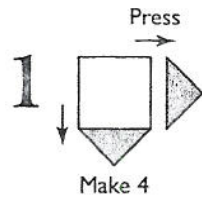


The Sheriff's Nine Patch



How to Assemble



	Block Basics			Rotary Cutting			
	Patch	Shape	Total Needed	Strip Width (in inches)	Squares to Cut	Cut Size (in inches)	Next Cut
LIGHT 1	A		4	3½	4	3½ × 3½	—
	B		4	4¼	1	4¼ × 4¼	
LIGHT 2	C		4	1⅞+	4	1⅞+ × 1⅞+	—
MEDIUM	D		5	1⅞+	5	1⅞+ × 1⅞+	—
DARK	E		8	3	4	3 × 3	

Note: Plus sign (+) indicates 1/16-inch measurements.